

PCB, 5 x 20 mm, IP 00



Variant 2

250 VAC · 6.3 A (UL)



**Description**

- Clip-material: bronze or brass
- Optional covers, see accessories

**Standards**

- UL 512

**Approvals**

- UL File Number: E39328


**References**

- General Product Information
- Accessories

**Weblinks**


- Approvals: <http://www.schurter.com/approvals>
- RoHS: <http://www.schurter.com/rohs>

**Technical Data**

Fuse-Link	5 x 20 mm
Mounting	PCB
Terminal	Solder THT
Rated Voltage	250 VAC
Rated Current	6.3 A (UL)
Degree of Protection	IP 00
Admissible Ambient Air Temp.	-40 °C to 85 °C
Climatic Category	40/085/21 acc. to IEC 60068-1
Material: Terminals	see variants
Unit Weight (Socket/Cap)	0.55 g
Storage Conditions	0 °C to 60 °C, max. 70% r.h.
Product Marking	 Approvals

Soldering Methods	Wave
Solderability	235 °C / 2 sec acc. to IEC 60068-2-20, Test Ta, method 1
Resistance to Soldering Heat	260 °C / 10 sec acc. to IEC 60068-2-20, Test Tb, method 1A

**Dimensions**



Variants 0751.0052 and 0751.0062

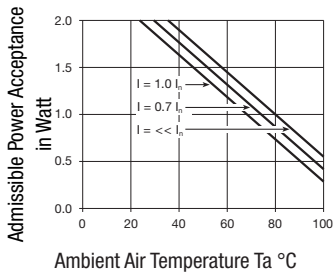
Drilling holes variants 0751.0052 and 0751.0062




Variants 2 0751.0110 and 0751.0231

Drilling Diagram variants 2 0751.0110 and 0751.0231

**Derating Curves**



**Variants**

Order Number	Clip	Terminal	Material	
0751.0052	●	Straight	Tin-Plated Bronze	●
0751.0062	●	Straight	Tin-Plated Brass	
0751.0110	●	Kicked	Tin-Plated Brass	
0751.0231	●	Kicked	Silver-Plated Bronze	

Covers only for 0751.0052 and 0751.0062

**Packaging Unit** Bulk (1000 pcs.)